



Instructions for Use

REF Elbow Arthroscopy Support 800-0168

Replacement Pad

Universal Prepper Pad 508-0159

INTENDED USE

Intended use is to hold patient's upper extremity comfortably during a surgical procedure. The intended users of this device are medical professionals within hospitals and surgery centers.

GENERAL SPECIFICATIONS

Device Dimensions (maximum)

- *Maximum Support Height: 21" +/- 0.5" (53 cm +/- 1 cm)*
- *Minimum Support Height: 8.5" +/- 0.5" (22 cm +/- 1 cm)*
- *Maximum Height: 25.5" +/- 0.5" (65 cm +/- 1 cm)*
- *Overall Width: 11" +/- 0.5" (28 cm +/- 1 cm)*
- *Depth: 4.25" +/- 0.5" (11 cm +/- 1 cm)*
- *Net Weight: 3.2 +/- 0.5 lbs. (1.4 +/- .22 kg)*
- *Gross Weight: 8.3 +/- 0.5 lbs. (3.7 +/- .22 kg)*
- *5/8" (1.6 cm) diameter mounting post insert into socket*
- *Single-person installation*

INSTRUCTIONS

Become familiar with patient positioning device's features before use with patient. Always practice on a nurse, physician or appropriate volunteer prior to using clinically.

Attaching Elbow Arthroscopy Support to Surgical Table

1. *Attach Schure Socket XL P/N 800-0134 (sold separately) onto side rail*
2. *Insert mounting post into socket and lock tight*

Detaching Elbow Arthroscopy Support from Surgical Table

1. *Turn clamp handle counterclockwise to loosen and remove*

COMPONENT OVERVIEW

Elbow Arthroscopy Support is a surgical table accessory. With its padded horseshoe design, it is used to hold patient's upper extremity comfortably during a surgical procedure.

Other required products for use:

800-0134 Schure Socket XL (sold separately)



US: 0.374" x 1.122" (9.5 mm x 28.5 mm) PN# 800-0134
Denyer: 0.236" x 1.496" (6 mm x 38 mm) PN# 800-0134-DEN
Europe: 0.394" x 0.984" (10 mm x 25 mm) PN# 800-0134-EU
Eschmann (UK): 0.236" x 1.260" (6 mm x 32 mm) PN# 800-0134-UK
Japan: 0.354" x 1.260" (9 mm x 32 mm) PN# 800-0134-JPN
Swiss: 0.394" x 1.181" (10 mm x 30 mm) PN# 800-0134-SWISS

Replacement Pad: Universal Prepper Pad 508-0159

GENERAL INFORMATION

- *Product not made with Natural Rubber Latex*
- *Device supports 500 lb. (227 kg) proportional patient load (6'4" (193 cm) tall patient per 99% human body model)*
- *Product warranty covers product from manufacturing defects for period of 2 years*
- *If damaged in shipping, call Customer Service at (888) 724-8763 or (781) 982-7000 to obtain Return Material Authorization number. For product warranty issues, contact Customer Service.*
- *CE marked medical device according to MDR (EU) 2017/745*
- *Product is maintenance-free, check product condition before next use*
- *Life of device is 5 years under normal use*
- *Store device between -4°F to +86°F (-20°C to 30°C)*

DISPOSAL

- **General** - *Prevent infection by cleaning and disinfecting product before disposal*
- **Packaging** - *Dispose packaging material via household waste according to national requirements*
- *SchureMed accepts back used or retired products - or dispose of product in accordance with national requirements*



PRODUCT USE WARNINGS

WARNING!

Maximum load should not exceed appropriate proportion of a patient weighing 500 lbs. (227 kg). Use care with low-maximum load capacity surgical tables that accessory rails are not overloaded.



WARNING! *Hazard resulting from incorrect use. Strictly follow Instructions for Use with your Operating Table system.*



WARNING! *Do not reuse device if there are obvious signs of damage or functional issues. Consult manufacturer before reusing.*



WARNING!

Surgical table load capacities may be less. Never overload surgical table. Device is intended for mounting on side rail of surgical table only.

CLEANING RECOMMENDATION

Follow current Association of periOperative Registered Nurses Journal Guidelines for proper cleaning and disinfection procedures.



WARNING!

Adhere to standards for blood-borne pathogens from the Occupational Safety and Health Administration. Use recommended protective clothing, gloves, masks and eye protection to clean accessory.

CAUTION

Strictly read/follow manufacturer's directions for cleaning fluids. DO NOT use cleaners containing phenolics.

- 1. Remove major contaminants from accessory with disposable materials. Follow appropriate bio-hazard waste disposal procedures.*
- 2. Apply cleaning fluid liberally to entire accessory and wipe with clean, lint-free cloth until all moisture and cleaning fluid is removed from accessory*
- 3. Let accessory dry*







USER NOTICE

Any serious incident that has occurred in relation to the device should be reported to the manufacturer and the competent authority of the Member State in which the user and/or patient is established.

eIFU Language Versions

To download and print the Instructions for Use, please go to www.schuremed.com

Symbol Glossary

Symbol	Title
	Manufacturer
	Date of manufacture
	Authorized Representative in the European Community
	Authorized Representative in the Swiss
	Importer
	Serial Number
	Warning
	Medical Device
	Unique Device Identifier
	CE Marking
	Single Patient Use



SchureMed (081001460)

452 Randolph Street, Abington, MA 02351 USA

Toll Free (888) 724-8763 | **Ph** (781) 982-7000 | **Fax** (781) 982-7001 | **orders@schuremed.com**

