



## Instructions for Use

**REF** Radiolucent Armboard 800-0297

*Choose Required Pad (sold separately)*

**508-0071** 2" Armboard Pad, Deluxe

**508-0151** 2" Armboard Pad, Softcare

### INTENDED USE

Intended use is to hold and support patient's arm. Range of motion is 180°. The intended users of this device are medical professionals within hospitals and surgery centers.



### INSTRUCTIONS

Become familiar with patient positioning device's features before use with patient. Always practice on a nurse, physician or appropriate volunteer prior to using clinically.

#### Attaching and Adjusting Armboard to Surgical Table

1. Place armboard underneath table pad to desired position

#### Detaching Armboard from Surgical Table

1. Remove patient from surgical table, then remove armboard from underneath table pad

### GENERAL SPECIFICATIONS

*Device Dimensions (maximum)*

- Length: 36" +/- 0.5" (91 cm +/- 1 cm)
- Width: 6" +/- 0.5" (15 cm +/- 1 cm)
- Depth: .375" +/- 0.5" (.95 cm +/- 1 cm) (without pad)
- Device Weight: 2 +/- 0.5 lbs. (.09 +/- .22 kg)
- Single-person installation

### COMPONENT OVERVIEW

Radiolucent Armboard is a surgical table extension that does not attach to side rail.

*Choose Required Pad (sold separately)*

**508-0071** 2" Armboard Pad, Deluxe

**508-0151** 2" Armboard Pad, Softcare

### GENERAL INFORMATION

- Product not made with Natural Rubber Latex
- Device supports 500 lb. (227 kg) proportional patient load (6'4" (193 cm) tall patient per 99% human body model)
- Product warranty covers product from manufacturing defects for period of 2 years

- *If damaged in shipping, call Customer Service at (888) 724-8763 or (781) 982-7000 to obtain Return Material Authorization number. For product warranty issues, contact Customer Service.*
- *CE marked medical device according to MDR (EU) 2017/745*
- *Product is maintenance-free, check product condition before next use*
- *Life of device is 5 years under normal use*
- *Store device between -4°F to +86°F (-20°C to 30°C)*

## **DISPOSAL**

- **General** - *Prevent infection by cleaning and disinfecting product before disposal*
- **Packaging** - *Dispose packaging material via household waste according to national requirements*
- *SchureMed accepts back used or retired products - or dispose of product in accordance with national requirements*



## **PRODUCT USE WARNINGS**

### **WARNING!**

*Maximum load should not exceed appropriate proportion of a patient weighing 500 lbs. (227 kg). Use care with low-maximum load capacity surgical tables that accessory rails are not overloaded.*



### **WARNING!**

*Hazards result from incorrect use. Strictly follow Instructions for Use with your Operating Table system.*



**WARNING!** *Do not reuse device if there are obvious signs of damage or functional issues. Consult manufacturer before reusing.*

## **CLEANING RECOMMENDATION**

**Follow current Association of periOperative Registered Nurses Journal Guidelines for proper cleaning and disinfection procedures.**



**WARNING!** *Follow current Association of periOperative Registered Nurses Journal Guidelines for proper cleaning and disinfection procedures.*



**WARNING!** *Do not reuse device if there are obvious signs of damage or functional issues. Consult manufacturer before reusing.*



### **WARNING!**

*Adhere to standards for blood-borne pathogens from the Occupational Safety and Health Administration. Use recommended protective clothing, gloves, masks and eye protection to clean accessory.*

## CAUTION

**Strictly read/follow manufacturer's directions for cleaning fluids. DO NOT use cleaners containing phenolics.**

1. Remove major contaminants from accessory with disposable materials. Follow appropriate bio-hazard waste disposal procedures.
2. Apply cleaning fluid liberally to entire accessory and wipe with clean, lint-free cloth until all moisture and cleaning fluid is removed from accessory
3. Let accessory dry

## USER NOTICE










Any serious incident that has occurred in relation to the device should be reported to the manufacturer and the competent authority of the Member State in which the user and/or patient is established.

**UDI** Basic UDI-DI: 081001460F0026E2

## eIFU Language Versions

To download and print the Instructions for Use, please go to <http://www.schuremed.com/schuremed-eifu>.

## Symbol Glossary

Symbol	Title	Symbol Description
	Manufacturer	Indicates the medical device manufacturer.
	Authorized Representative in the European Community	Indicates the authorized representative in the european community.
	Batch Code	Indicates the manufacturer's batch code so that the batch or lot can be identified.
	Catalogue or Item Number	Indicates the manufacturer's catalogue or item number so that the medical device can be identified.
	Serial Number	Indicates the manufacturer's serial number so that a specific medical device can be identified.
	Caution	To indicate that caution is necessary when operating the device or control close to where the symbol is placed, or to indicate that the current situation needs operator awareness or operator action in order to avoid undesirable consequences.
	Medical Device	Indicates the item is a medical device.
	Unique Device Identifier	Indicates a barcode as containing unique device identifier information.
	CE Marking	European Conformity.



### Manufacturer

SchureMed (081001460)

452 Randolph Street, Abington, MA 02351 USA

Toll Free (888) 724-8763 | Ph (781) 982-7000 | Fax (781) 982-7001 | [orders@schuremed.com](mailto:orders@schuremed.com)



### Authorized Representative

Emergo Europe, Prinsessegracht 20, 2514 AP The Hague, The Netherlands