



Instructions for Use

REF Minor Procedure Table, Phenolic
800-0026-MI-P

REF Minor Procedure Table, Carbon
Fiber 800-0026-MI-CF

Replacement Pad
Minor Procedure Table Pad 508-1432



INTENDED USE

Its function is to provide a stable platform for all arm and hand surgeries. The intended users of this device are medical professionals within hospitals and surgery centers.

GENERAL SPECIFICATIONS

Device Dimensions (maximum)

- *Patient Weight Capacity: 600 lbs. (272 kg), 20 lbs. (9 kg) @ far end of table, 41 lbs. (18.5 kg) in center of table*
- *Length: 30" +/- 0.5" (76 cm +/- 1 cm)*
- *Width: 15" +/- 0.5" (38 cm +/- 1 cm)*
- *Maximum Raised Height: 3.5" +/- 0.5" (9 cm +/- 1 cm)*
- *Phenolic Depth: .375" +/- 0.5" (.95 cm +/- 1 cm)*
- *Carbon Fiber Depth: .25" +/- 0.5" (.64 cm +/- 1 cm)*
- *Phenolic: Device Weight: 10 +/- 0.5 lbs. (4.5 +/- .22 kg)*
- *Carbon Fiber: Device Weight: 9 +/- 0.5 lbs. (4 +/- .22 kg)*
- *Hand Table Mounting Post: 6"L (15 cm)*
- *Attaches to rail of surgical table at any point on rail*
- *Single-person installation*


GENERAL INFORMATION

- *Product not made with Natural Rubber Latex*
- *Device supports 600 lb. (272 kg) proportional patient load (6'4" (193 cm) tall patient per 99% human body model)*
- *Product warranty covers product from manufacturing defects for period of 2 years*
- *If damaged in shipping, call Customer Service at (888) 724-8763 or (781) 982-7000 to obtain Return Material Authorization number. For product warranty issues, contact Customer Service.*
- *CE marked medical device according to MDR (EU) 2017/745*
- *Product is maintenance-free, check product condition before next use*
- *Life of device is 5 years under normal use*
- *Store device between -4°F to +86°F (-20°C to 30°C)*

INSTRUCTIONS

Become familiar with patient positioning device's features before use with patient. Always practice on a nurse, physician or appropriate volunteer prior to using clinically.

Attaching Procedure Table to Surgical Table



1. Attach clamps (sold separately) to side rail and place them approximately 1' (31 cm) apart (as shown)
2. Insert mounting rods into clamps (as shown)
3. Adjust procedure table so that it is level with surgical table pad. Secure table to accessory rail using the Locking Knobs of the clamps (as shown)
4. Includes 1" (3 cm) pressure management pad
5. Clamps sold separately

COMPONENT OVERVIEW

Minor Procedure Table, Phenolic or Carbon Fiber are surgical table extensions that attach to all rails.

Replacement Pad: 508-1432 Minor Procedure Table Pad

Two Clamps Required: Choose Universal Rail Clamp for US or Deluxe Rail Clamp for Outside US

US – Universal Rail Clamp

- US: 0.374" x 1.122" (9.5 mm x 28.5 mm) PN# 800-0085

Outside US – Deluxe Rail Clamp

- Denyer: 0.236" x 1.496" (6 mm x 38 mm) PN# 800-0248-DEN
- Europe: 0.394" x 0.984" (10 mm x 25 mm) PN# 800-0248-EU
- Eschmann (UK): 0.236" x 1.260" (6 mm x 32 mm) PN# 800-0248-UK
- Japan: 0.354" x 1.260" (9 mm x 32 mm) PN# 800-0248-JPN
- Swiss: 0.394" x 1.181" (10 mm x 30 mm) PN# 800-0248-SWISS

DISPOSAL

- **General** - Prevent infection by cleaning and disinfecting product before disposal
- **Packaging** - Dispose packaging material via household waste according to national requirements
- SchureMed accepts back used or retired products - or dispose of product in accordance with national requirements



PRODUCT USE WARNINGS

WARNING!

Maximum load should not exceed appropriate proportion of a patient weighing 600 lbs. (272 kg). Use care with low-maximum load capacity surgical tables that accessory rails are not overloaded.



WARNING! *Hazard resulting from incorrect use. Strictly follow Instructions for Use with your Operating Table system.*



WARNING! *Do not reuse device if there are obvious signs of damage or functional issues. Consult manufacturer before reusing.*

CLEANING RECOMMENDATION

Follow current Association of periOperative Registered Nurses Journal Guidelines for proper cleaning and disinfection procedures.

**WARNING!**

Adhere to standards for blood-borne pathogens from the Occupational Safety and Health Administration. Use recommended protective clothing, gloves, masks and eye protection to clean accessory.

CAUTION

Strictly read/follow manufacturer's directions for cleaning fluids. DO NOT use cleaners containing phenolics.

- 1. Remove major contaminants from accessory with disposable materials. Follow appropriate bio-hazard waste disposal procedures.*
- 2. Apply cleaning fluid liberally to entire accessory and wipe with clean, lint-free cloth until all moisture and cleaning fluid is removed from accessory*
- 3. Let accessory dry*

USER NOTICE

Any serious incident that has occurred in relation to the device should be reported to the manufacturer and the competent authority of the Member State in which the user and/or patient is established.












UDI Basic UDI-DI: 800-0026-MI-P - 081005737F0022KP

UDI Basic UDI-DI: 800-0026-MI-CF - 081005737F0023KR

eIFU Language Versions

To download and print the Instructions for Use, please go to <http://www.schuremed.com/schuremed-eifu>.

Symbol Glossary

Symbol	Title	Symbol Description
	Manufacturer	Indicates the medical device manufacturer.
	Authorized Representative in the European Community	Indicates the authorized representative in the european community.
	Use-by Date	Indicates the date after which the medical device is not to be used.
	Batch Code	Indicates the manufacturer's batch code so that the batch or lot can be identified.
	Catalogue or Item Number	Indicates the manufacturer's catalogue or item number so that the medical device can be identified.
	Serial Number	Indicates the manufacturer's serial number so that a specific medical device can be identified.
	Caution	To indicate that caution is necessary when operating the device or control close to where the symbol is placed, or to indicate that the current situation needs operator awareness or operator action in order to avoid undesirable consequences.
	Medical Device	Indicates the item is a medical device.
	Unique Device Identifier	Indicates a barcode as containing unique device identifier information.
	CE Marking	European Conformity.
	Single Patient Use	Indicates the item is a single patient use medical device.



Manufacturer

SchureMed (081001460)

452 Randolph Street, Abington, MA 02351 USA

Toll Free (888) 724-8763 | Ph (781) 982-7000 | Fax (781) 982-7001 | orders@schuremed.com



Authorized Representative

Emergo Europe, Prinsessegracht 20, 2514 AP The Hague, The Netherlands