



Instructions for Use

- REF** Schure Slide XLA Ambulance, Flexible 800-0097
- REF** Schure Slide XLA Ambulance, Rigid 800-0166
- REF** Schure Slide XLA Ambulance, Full Size, Rigid 800-0126

INTENDED USE

Intended use is for personnel to effortlessly slide patient from one gurney or table to another, eliminating risk of back injury while increasing patient comfort dramatically. The intended users of this device are medical professionals within hospitals and surgery centers.



GENERAL INFORMATION

- Product not made with Natural Rubber Latex
- Product warranty covers product from manufacturing defects for period of 2 years
- If damaged in shipping, call Customer Service at (888) 724-8763 or (781) 982-7000 to obtain Return Material Authorization number. For product warranty issues, contact Customer Service.
- CE marked medical device according to MDR (EU) 2017/745
- Life of device is 5 years under normal use
- Store device between -4°F to +86°F (-20°C to 30°C)

INSTRUCTIONS

Become familiar with the features of patient positioning device before use with a patient. Always practice use on a nurse, physician or appropriate volunteer prior to using clinically.

Clean Sheet Transfer

1. Lock stretcher against procedure table, gently pull draw sheet up, tilting patient up on side. Position Schure Slide under draw sheet, then lower patient down
2. Using draw sheet, steadily slide patient over Schure Slide to transfer table
3. Gently remove Schure Slide from beneath patient

Soiled Sheets Transfer

1. Lock stretcher against procedure table, take a clean draw sheet and wrap it around Schure Slide covering three quarters of slide bottom
2. Gently tilt patient up on side, leaving soiled sheets down. Position Schure Slide and clean draw sheet beneath patient, directly under torso
3. Medic #1 pulls draw sheet, while Medic #2 pushes patient, sliding patient over Schure Slide onto transfer table
4. Remove Schure Slide from beneath patient

CLEANING INSTRUCTION

1. *Spray and wipe clean with hospital approved disinfectant*

COMPONENT OVERVIEW

Schure Slides enable personnel to easily slide patient from one bed to another.

GENERAL SPECIFICATIONS

Device Dimensions (maximum)

800-0097 Flexible

Length: 33" +/- 0.5" (84 cm +/- 1 cm)

Width: 18" +/- 0.5" (46 cm +/- 1 cm)

Depth: 1/16" +/- 0.5" (.16 cm +/- 1 cm)

Device Weight: 1.1 +/- 0.5 lbs. (.49 +/- .22 kg)

800-0166 Rigid

Length: 33" +/- 0.5" (84 cm +/- 1 cm)

Width: 18" +/- 0.5" (46 cm +/- 1 cm)

Depth: 3/16" +/- 0.5" (.48 cm +/- 1 cm)

Device Weight: 3.5 +/- 0.5 lbs. (1.5 +/- .22 kg)

800-0126 Full Size, Rigid

Length: 72" +/- 0.5" (183 cm +/- 1 cm)

Width: 18" +/- 0.5" (56 cm +/- 1 cm)

Depth: 3/16" +/- 0.5" (.48 cm +/- 1 cm)

Device Weight: 7.4 +/- 0.5 lbs. (3.3 +/- .22 kg)

DISPOSAL

- **General** - Prevent infection by cleaning and disinfecting product before disposal
- **Packaging** - Dispose packaging material via household waste according to national requirements
- SchureMed accepts back used or retired products - or dispose of product in accordance with national requirements



PRODUCT USE WARNINGS

WARNING! Hazard resulting from incorrect use.



WARNING!

Do not reuse device if there are obvious signs of damage or functional issues. Consult manufacturer before reusing.

USER NOTICE












Any serious incident that has occurred in relation to the device should be reported to the manufacturer and the competent authority of the Member State in which the user and/or patient is established.

UDI Basic UDI-DI: 081001460F0045E6

eIFU Language Versions

To download and print the Instructions for Use, please go to <http://www.schuremed.com/schuremed-eifu>.

Symbol Glossary

Symbol	Title	Symbol Description
	Manufacturer	Indicates the medical device manufacturer.
	Authorized Representative in the European Community	Indicates the authorized representative in the european community.
	Use-by Date	Indicates the date after which the medical device is not to be used.
	Batch Code	Indicates the manufacturer's batch code so that the batch or lot can be identified.
	Catalogue or Item Number	Indicates the manufacturer's catalogue or item number so that the medical device can be identified.
	Serial Number	Indicates the manufacturer's serial number so that a specific medical device can be identified.
	Caution	To indicate that caution is necessary when operating the device or control close to where the symbol is placed, or to indicate that the current situation needs operator awareness or operator action in order to avoid undesirable consequences.
	Medical Device	Indicates the item is a medical device.
	Unique Device Identifier	Indicates a barcode as containing unique device identifier information.
	CE Marking	European Conformity.
	Single Patient Use	Indicates the item is a single patient use medical device.



Manufacturer

SchureMed (081001460)

452 Randolph Street, Abington, MA 02351 USA

Toll Free (888) 724-8763 | **Ph** (781) 982-7000 | **Fax** (781) 982-7001 | **orders@schuremed.com**



Authorized Representative

Emergo Europe, Prinsessegracht 20, 2514 AP The Hague, The Netherlands