



Schure™ Socket XL

Quite possibly the best operating room table clamp you have ever used!

The revolutionary Schure™ Socket XL fits all standard operating room table side rails ($\frac{3}{8}$ "W x $1\frac{1}{8}$ "H). Quickly and easily connects and disconnects securely anywhere along the side rail, even over side rail stand off.

Features

- Hardened clamping surface creates maximum clamping force stopping movement of all accessories
- Accepts any round mounting posts up to $\frac{5}{8}$ " in diameter and rectangular mounting posts up to $1" \times \frac{3}{8}"$
- 800 lb (363 kg) patient weight capacity

Schure™ Socket XL

- #800-0134 US
- #800-0134-UK UK
- #800-0134-EU EU
- #800-0134-DEN DEN
- #800-0134-JPN JPN

Each clamp sold separately.

Simplify
your
clamp
inventory




Patented

Phone 888.724.8763 • 781.982.7000 | Fax 781.982.7001 | www.schuremed.com

452 Randolph Street, Abington, MA 02351

©2018 Schuerch Corporation #065-0029 REV 2.0



CamLoc™ Clamp

- Fully autoclavable & attaches at any rail location over multiple drapes
- Accommodates both flat and round posts: Flat post dimensions up to 1" x 3/8" (2.5cm x .95cm). Round post dimensions up to 5/8"D (1.6cm).
- Patient weight capacity: 800 lbs (363 kg)

#800-0271 US #800-0271-EU EU
 #800-00271-UK UK #800-00271-DEN DEN



Schure™ Socket

- Accommodates round posts up to 5/8" (2cm) in diameter
- Attaches at any rail location
- Patient weight capacity: 800 lbs (363 kg)

#800-0006 US #800-0006-EU EU
 #800-0006-UK UK #800-0006-DEN DEN



Spring Loc™ Clamp

- Accommodates flat posts up to 1" x 1/4" (2.5cm x .6cm)
- Spring-loaded for easy attachment
- Attaches at any rail location
- Patient weight capacity: 800 lbs (363 kg)


#800-0338 US #800-0338-EU EU
 #800-0338-JPN JPN #800-0338-SWISS SWISS



Universal Rail Clamp

- Accommodates both flat and round posts: Flat post dimensions up to 1" x 3/8" (2.5cm x .95cm). Round post dimensions up to 5/8"D (1.6cm).
- Attaches at any rail location
- Accessories can be mounted vertically or horizontally
- Patient weight capacity: 350 lbs (158 kg)


#800-0085



Deluxe Clamp

- Accommodates both flat and round posts: Flat post dimensions up to 1" x 3/8" (2.5cm x .95cm). Round post dimensions up to 5/8"D (1.6cm).
- Attaches at rail ends or notches vertically or horizontally
- Patient weight capacity: 720 lbs (327 kg)

#800-0248 US #800-0248-EU EU
 #800-0248-UK UK #800-0248-DEN DEN



Simple Clamp

- Accommodates flat posts up to 1" x 3/8" (2.5cm x .95cm)
- Attaches at rail ends or notches
- Accessories can be mounted vertically or horizontally
- Patient weight capacity: 720 lbs (327 kg)

#800-0228 US #800-0228-EU EU
 #800-0228-UK UK #800-0228-DEN DEN