



Instructions for Use

REF Schure Slide FTS, Short 800-0352

REF Schure Slide FTS, Long 800-0353

INTENDED USE

Intended use is to effortlessly slide patient from one gurney or table to another, eliminating risk of back injury to personnel while increasing patient comfort dramatically. The intended users of this device are medical professionals within hospitals and surgery centers.

GENERAL INFORMATION

- *Product not made with Natural Rubber Latex*
- *Product warranty covers product from manufacturing defects for period of 2 years*
- *If damaged in shipping, call Customer Service at (888) 724-8763 or (781) 982-7000 to obtain Return Material Authorization number. For product warranty issues, contact Customer Service.*
- *CE marked medical device according to MDR (EU) 2017/745*
- *Life of device is 5 years under normal use*
- *Store device between -4°F to $+86^{\circ}\text{F}$ (-20°C to 30°C)*

COMPONENT OVERVIEW

Schure Slide FTS (Flexible Track System), Long and Short, with conveyor belt mechanics allow for a safe and smooth transfer of your patients with just a slight push. No lifting is required reducing strain on the back, neck and shoulders while the flexible core allows for comfortable patient transference. Choice of Short or Long model provides for easy transfer and storage. The Schure Slide FTS includes carry handles for easy transport.

INSTRUCTIONS

Become familiar with the features of patient positioning device before use with a patient. Always practice use on a nurse, physician or appropriate volunteer prior to using clinically.

Clean Sheet Transfer

1. *Lock stretcher against procedure table, tilting patient up on side, place Schure Slide FTS under patient and then lower patient down*
2. *Steadily slide patient over Schure Slide FTS to transfer table*
3. *Gently remove Schure Slide FTS from beneath patient*



Soiled Sheets Transfer

1. Lock stretcher against procedure table, take a clean draw sheet and wrap it around Schure Slide covering three quarters of slide bottom
2. Gently tilt patient up on side, leaving soiled sheets down. Position Schure Slide and clean draw sheet beneath patient, directly under torso
3. Medic #1 pulls draw sheet, while Medic #2 pushes patient, sliding patient over Schure Slide onto transfer table
4. Remove Schure Slide from beneath patient

Cleaning Instruction

1. Spray and wipe clean with hospital approved disinfectant

GENERAL SPECIFICATIONS

Device Dimensions (maximum)

Schure Slide FTS, Short

- Length: 36" +/- 0.5" (91 cm +/- 1 cm)
- Width: 20" +/- 0.5" (51 cm +/- 1 cm)
- Depth: .5" +/- 0.5" (1 cm +/- 1 cm)
- Device Weight: 3.6 +/- 0.5 lbs. (1.6 +/- .22 kg)

Schure Slide FTS, Long

- Length: 68" +/- 0.5" (173 cm +/- 1 cm)
- Width: 16" +/- 0.5" (41 cm +/- 1 cm)
- Depth: .5" +/- 0.5" (1 cm +/- 1 cm)
- Device Weight: 5.2 +/- 0.5 lbs. (2.3 +/- .22 kg)

DISPOSAL

- **General** - Prevent infection by cleaning and disinfecting product before disposal
- **Packaging** - Dispose packaging material via household waste according to national requirements
- SchureMed accepts back used or retired products - or dispose of product in accordance with national requirements



PRODUCT USE WARNINGS

WARNING! Hazard resulting from incorrect use.



WARNING! Do not reuse device if there are obvious signs of damage or functional issues. Consult manufacturer before reusing.

USER NOTICE

Any serious incident that has occurred in relation to the device should be reported to the manufacturer and the competent authority of the Member State in which the user and/or patient is established.












UDI Basic UDI-DI: 081001460F0045E6 (800-0352)

UDI Basic UDI-DI: 081001460F0045E6 (800-0353)

eIFU Language Versions

To download and print the Instructions for Use, please go to <http://www.schuremed.com/schuremed-eifu>.

Symbol Glossary

Symbol	Title	Symbol Description
	Manufacturer	Indicates the medical device manufacturer.
	Authorized Representative in the European Community	Indicates the authorized representative in the european community.
	Use-by Date	Indicates the date after which the medical device is not to be used.
	Batch Code	Indicates the manufacturer's batch code so that the batch or lot can be identified.
	Catalogue or Item Number	Indicates the manufacturer's catalogue or item number so that the medical device can be identified.
	Serial Number	Indicates the manufacturer's serial number so that a specific medical device can be identified.
	Caution	To indicate that caution is necessary when operating the device or control close to where the symbol is placed, or to indicate that the current situation needs operator awareness or operator action in order to avoid undesirable consequences.
	Medical Device	Indicates the item is a medical device.
	Unique Device Identifier	Indicates a barcode as containing unique device identifier information.
	CE Marking	European Conformity.
	Single Patient Use	Indicates the item is a single patient use medical device.



Manufacturer

SchureMed (081001460)

452 Randolph Street, Abington, MA 02351 USA

Toll Free (888) 724-8763 | Ph (781) 982-7000 | Fax (781) 982-7001 | orders@schuremed.com



Authorized Representative

Emergo Europe, Prinsessegracht 20, 2514 AP The Hague, The Netherlands