



## Instructions for Use

**REF** Schure Slide, Ergo 800-0162

### INTENDED USE

Intended use is for personnel to effortlessly slide patient from one gurney or table to another, eliminating risk of back injury while increasing patient comfort dramatically. The intended users of this device are medical professionals within hospitals and surgery centers.



### INSTRUCTIONS

Become familiar with the features of patient positioning device before use with a patient. Always practice use on a nurse, physician or appropriate volunteer prior to using clinically.

#### Clean Sheet Transfer

1. Lock stretcher against procedure table, gently pull draw sheet up, tilting patient up on side. Position Schure Slide under draw sheet, then lower patient down
2. Using draw sheet, steadily slide patient over Schure Slide to transfer table
3. Gently remove Schure Slide from beneath patient

#### Soiled Sheets Transfer

1. Lock stretcher against procedure table, take a clean draw sheet and wrap it around Schure Slide covering three quarters of slide bottom
2. Gently tilt patient up on side, leaving soiled sheets down. Position Schure Slide and clean draw sheet beneath patient, directly under torso
3. Medic #1 pulls draw sheet, white Medic #2 pushes patient, sliding patient over Schure Slide onto transfer table
4. Remove Schure Slide from beneath patient

#### Cleaning Instruction

1. Spray and wipe clean with hospital approved disinfectant

### GENERAL INFORMATION

- Product not made with Natural Rubber Latex
- Product warranty covers product from manufacturing defects for period of 2 years
- If damaged in shipping, call Customer Service at (888) 724-8763 or (781) 982-7000 to obtain Return Material Authorization number. For product warranty issues, contact Customer Service.
- CE marked medical device according to MDR (EU) 2017/745
- Life of device is 5 years under normal use
- Store device between -4°F to +86°F (-20°C to 30°C)

## COMPONENT OVERVIEW

Schure Slide enables personnel to easily slide patient from one bed to another.

## GENERAL SPECIFICATIONS

*Device Dimensions (maximum)*

- *Length: 33" +/- 0.5" (84 cm +/- 1 cm)*
- *Width: 23" +/- 0.5" (58 cm +/- 1 cm)*
- *Depth: 1/16" +/- 0.5" (.16 cm +/- 1 cm)*
- *Device Weight: 1 +/- 0.5 lbs. (.45 +/- .22 kg)*

## DISPOSAL

- **General** - *Prevent infection by cleaning and disinfecting product before disposal*
- **Packaging** - *Dispose packaging material via household waste according to national requirements*
- *SchureMed accepts back used or retired products - or dispose of product in accordance with national requirements*



## PRODUCT USE WARNINGS

**WARNING!** *Hazard resulting from incorrect use.*



**WARNING!** *Do not reuse device if there are obvious signs of damage or functional issues. Consult manufacturer before reusing.*

## USER NOTICE












*Any serious incident that has occurred in relation to the device should be reported to the manufacturer and the competent authority of the Member State in which the user and/or patient is established.*

**UDI** Basic UDI-DI: 081001460F0045E6

## eIFU Language Versions

To download and print the Instructions for Use, please go to <http://www.schuremed.com/schuremed-eifu>.

## Symbol Glossary

Symbol	Title	Symbol Description
	Manufacturer	Indicates the medical device manufacturer.
	Authorized Representative in the European Community	Indicates the authorized representative in the european community.
	Use-by Date	Indicates the date after which the medical device is not to be used.
	Batch Code	Indicates the manufacturer's batch code so that the batch or lot can be identified.
	Catalogue or Item Number	Indicates the manufacturer's catalogue or item number so that the medical device can be identified.
	Serial Number	Indicates the manufacturer's serial number so that a specific medical device can be identified.
	Caution	To indicate that caution is necessary when operating the device or control close to where the symbol is placed, or to indicate that the current situation needs operator awareness or operator action in order to avoid undesirable consequences.
	Medical Device	Indicates the item is a medical device.
	Unique Device Identifier	Indicates a barcode as containing unique device identifier information.
	CE Marking	European Conformity.
	Single Patient Use	Indicates the item is a single patient use medical device.



### Manufacturer

SchureMed (081001460)

452 Randolph Street, Abington, MA 02351 USA

Toll Free (888) 724-8763 | Ph (781) 982-7000 | Fax (781) 982-7001 | [orders@schuremed.com](mailto:orders@schuremed.com)



### Authorized Representative

Emergo Europe, Prinsessegracht 20, 2514 AP The Hague, The Netherlands