



Instructions for Use

REF Adjustable Footboard/Table
Extension 800-0285

Replacement Pad
Adjustable Footboard/Table Extension
Pad 508-1347

INTENDED USE

Adjustable Footboard/Table Extension mounts horizontally as table extension. Also mounts vertically as foot support when using reverse Trendelenburg. The intended users of this device are medical professionals within hospitals and surgery centers.

GENERAL SPECIFICATIONS


Device Dimensions (maximum)

- Length: 24" +/- 0.5" (61 cm +/- 1 cm)
- Width: 18" +/- 0.5" (46 cm +/- 1 cm) (Extended)
- Depth: 10" +/- 0.5" (25 cm +/- 1 cm) (w/Pad)
- Device Weight: 13 +/- 0.5 lbs. (5.8 +/- .22 kg)
- Single-person installation
- Twist lock/Release Handle

INSTRUCTIONS

Become familiar with patient positioning device's features before use with patient. Always practice on a nurse, physician or appropriate volunteer prior to using clinically.

Attaching Adjustable Footboard/Table Extension to Surgical Table



Locking Knobs (1 & 2), Mounting Clamp Handle (3)

1. *Attach SpringLoc Clamps (sold separately) onto table side rails*
2. *Mount footboard into clamps, locking tight by turning mounting clamp handles clockwise*
3. *To lengthen size of surgical table, mount extension horizontally. Pull both Locking Knobs (1 and 2) and lower until pad is level with surgical table pad.*
4. *To create a foot support when doing reverse Trendelenburg procedures, pull both Locking Knobs and raise extension until it locks into place 90° from the surgical table pad*

Detaching Adjustable Footboard/Table Extension from Table

1. *Turn handles of clamps counterclockwise to loosen adjustable footboard/table extension*
2. *Lift adjustable footboard/table extension from surgical table - return to storage device*

COMPONENT OVERVIEW

Adjustable Footboard/Table Extension of a surgical table extension or is used as a foot support.

Other required products for use:

800-0338 SpringLoc Clamp (US), 2 each (sold separately)

800-0338-EU SpringLoc Clamp (EU), 2 each (sold separately)

800-0338-JPN SpringLoc Clamp (JPN), 2 each (sold separately)

800-0338-SWISS SpringLoc Clamp (SWISS), 2 each (sold separately)

Replacement Pad

508-1347 Adjustable Footboard/Table Extension Pad, 21.25" x 10" x 2" (54 cm x 25 cm x 5 cm)

GENERAL INFORMATION

- *Product not made with Natural Rubber Latex*
- *Device supports 500 lb. (227 kg) proportional patient load (6'4" (193 cm) tall patient per 99% human body model)*
- *Product warranty covers product from manufacturing defects for period of 2 years*
- *If damaged in shipping, call Customer Service at (888) 724-8763 or (781) 982-7000 to obtain Return Material Authorization number. For product warranty issues, contact Customer Service.*
- *CE marked medical device according to MDR (EU) 2017/745*
- *No maintenance required beyond proper cleaning*
- *Life of device is 5 years under normal use*
- *Store device between -4°F to +86°F (-20°C to 30°C)*

DISPOSAL

- **General** - *Prevent infection by cleaning and disinfecting product before disposal*
- **Packaging** - *Dispose packaging material via household waste according to national requirements*
- *SchureMed accepts back used or retired products - or dispose of product in accordance with national requirements*



PRODUCT USE WARNINGS

WARNING!

Maximum load should not exceed appropriate proportion of a patient weighing 500 lbs. (227 kg). Use care with low-maximum load capacity surgical tables that accessory rails are not overloaded.



WARNING!

Hazards result from incorrect use. Strictly follow Instructions for Use with your Operating Table system.



WARNING! *Do not reuse device if there are obvious signs of damage or functional issues. Consult manufacturer before reusing.*

CLEANING RECOMMENDATION

Follow current Association of periOperative Registered Nurses Journal Guidelines for proper cleaning and disinfection procedure.



WARNING!

Adhere to standards for blood-borne pathogens from Occupational Safety and Health Administration. Use recommended protective clothing, gloves, masks and eye protection to clean accessory.

CAUTION

Strictly read/follow manufacturer's directions for cleaning fluids. DO NOT use cleaners containing phenolics.

- 1. Remove major contaminants from accessory with disposable materials. Follow appropriate bio-hazard waste disposal procedures.*
- 2. Apply cleaning fluid liberally to entire accessory and wipe with clean, lint-free cloth until all moisture and cleaning fluid is removed from accessory*
- 3. Let accessory dry*

USER NOTICE












Any serious incident that has occurred in relation to the device should be reported to the manufacturer and the competent authority of the Member State in which the user and/or patient is established.

UDI Basic UDI-DI: 081001460F0072E9

eIFU Language Versions

To download and print the Instructions for Use, please go to <http://www.schuremed.com/schuremed-eifu>.

Symbol Glossary

Symbol	Title	Symbol Description
	Manufacturer	Indicates the medical device manufacturer.
	Authorized Representative in the European Community	Indicates the authorized representative in the european community.
	Use-by Date	Indicates the date after which the medical device is not to be used.
	Batch Code	Indicates the manufacturer's batch code so that the batch or lot can be identified.
	Catalogue or Item Number	Indicates the manufacturer's catalogue or item number so that the medical device can be identified.
	Serial Number	Indicates the manufacturer's serial number so that a specific medical device can be identified.
	Caution	To indicate that caution is necessary when operating the device or control close to where the symbol is placed, or to indicate that the current situation needs operator awareness or operator action in order to avoid undesirable consequences.
	Medical Device	Indicates the item is a medical device.
	Unique Device Identifier	Indicates a barcode as containing unique device identifier information.
	CE Marking	European Conformity.
	Single Patient Use	Indicates the item is a single patient use medical device.



Manufacturer

SchureMed (081001460)

452 Randolph Street, Abington, MA 02351 USA

Toll Free (888) 724-8763 | **Ph** (781) 982-7000 | **Fax** (781) 982-7001 | **orders@schuremed.com**



Authorized Representative

Emergo Europe, Prinsessegracht 20, 2514 AP The Hague, The Netherlands